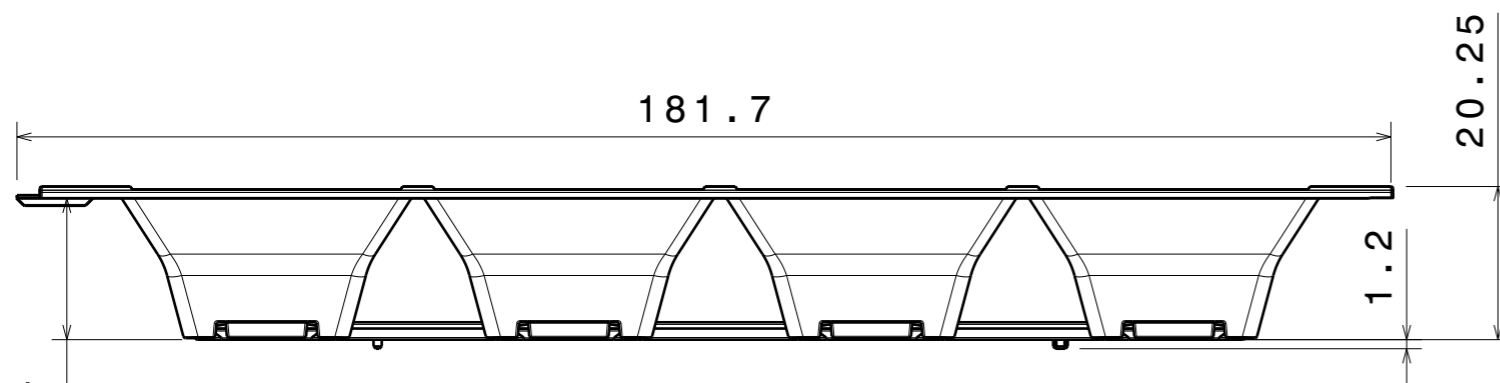
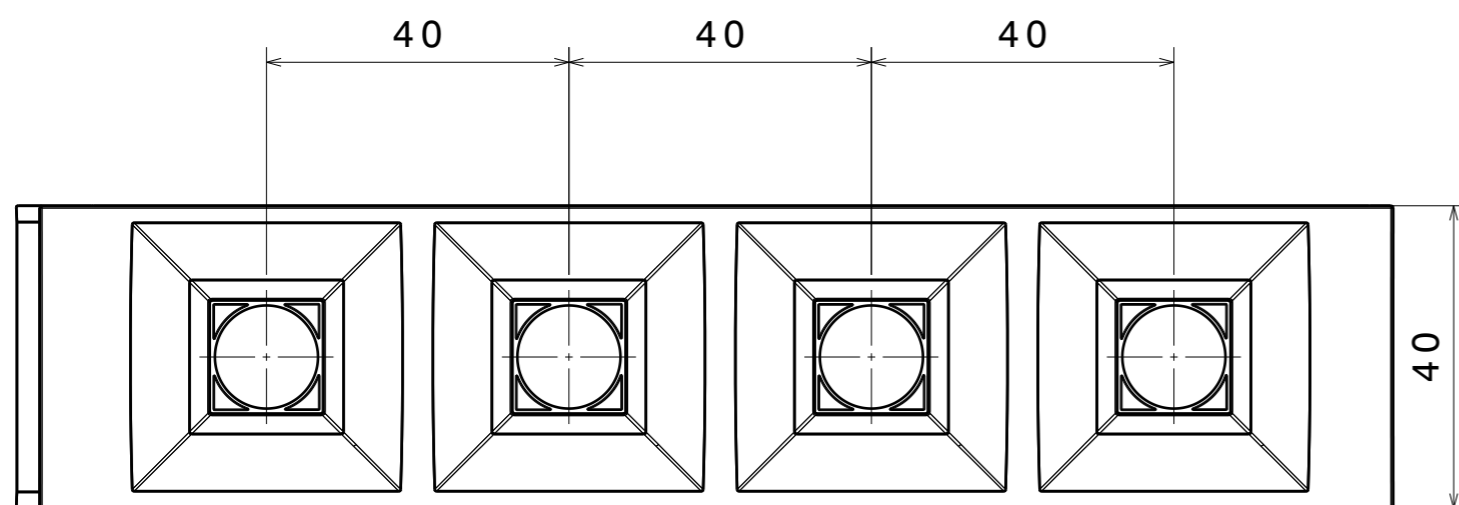


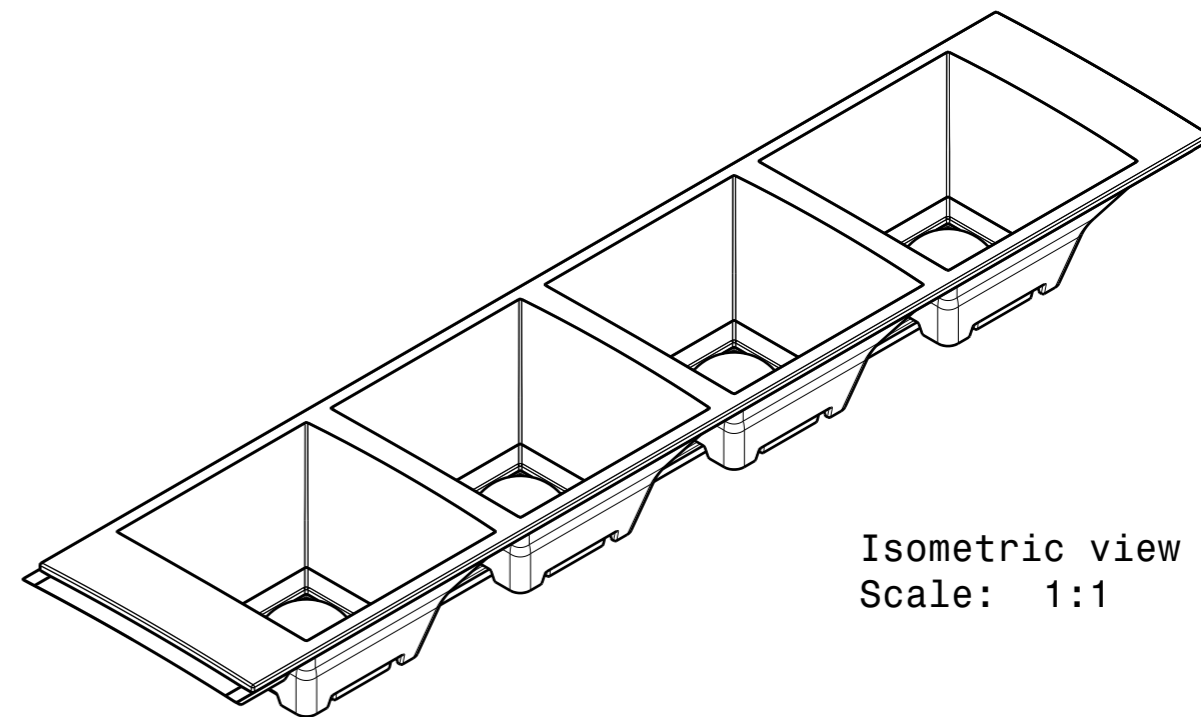
Bottom view



Front view



Top view



Isometric view
Scale: 1:1

INDEX	QTY.	PART NO	TYPE	MATERIAL	COLOR / COATING
1	1	C16993_DAISSY-4X1-WW-D	LENS	PMMA	DF21 Diffusive
2	1	SHD			
		C16590_DAISSY-4X1-SHD	SHADE	PC/ABS	BLACK
		C16784_DAISSY-4X1-SHD-WHT	SHADE	PC	WHITE
		C18407_DAISSY-4X1-SHD-MET	SHADE	PC	METAL/GLOSS
		C18414_DAISSY-4X1-SHD-MET-MATT	SHADE	PC	METAL/MATT

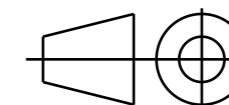
MECHANICAL DRAWING

PRODUCT
DAISSY-4X1

LEDiL[®]

Plastic moulding general tolerances according to DIN 16901-130 and applies if not otherwise shown in the drawing. Silicone moulding general tolerances according to ISO 3302-1 Class M3 and applies if not otherwise shown in the drawing.

FIRST ANGLE PROJECTION:



This drawing is the property of LEDiL Oy. It may not be copied or otherwise distributed without prior written permission from LEDiL Oy.

SCALE 1:1

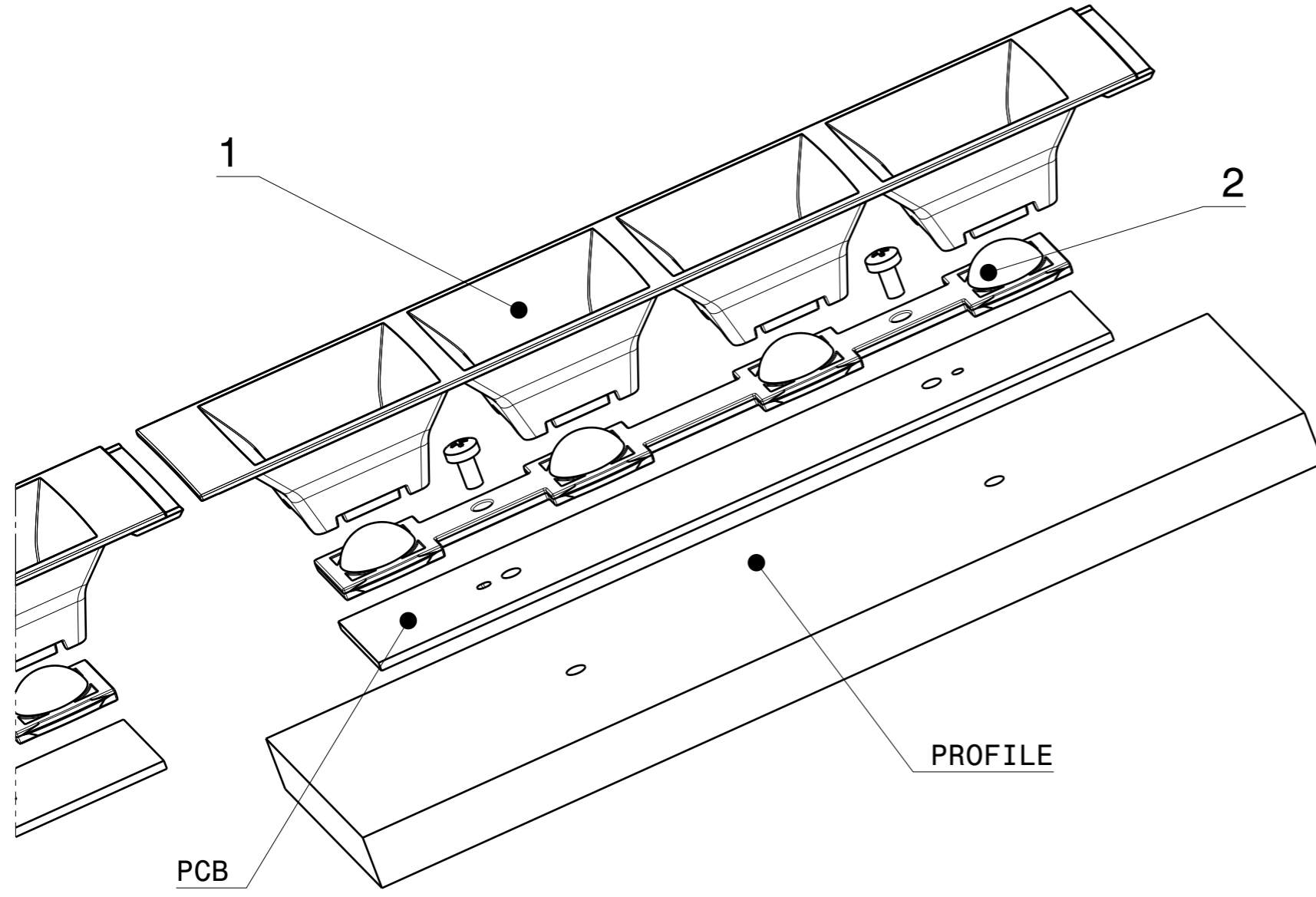
WEIGHT -

A3 SHEET 1/4

Notes

- PCB or heatsink level.
- LED location
- Ensure LED fitting from a product specific 3D model available from www.ledil.com
- For more details about installation please see LEDiL Installation Guide on www.ledil.com

H G F E D C B A




Positioning of different LED combinations



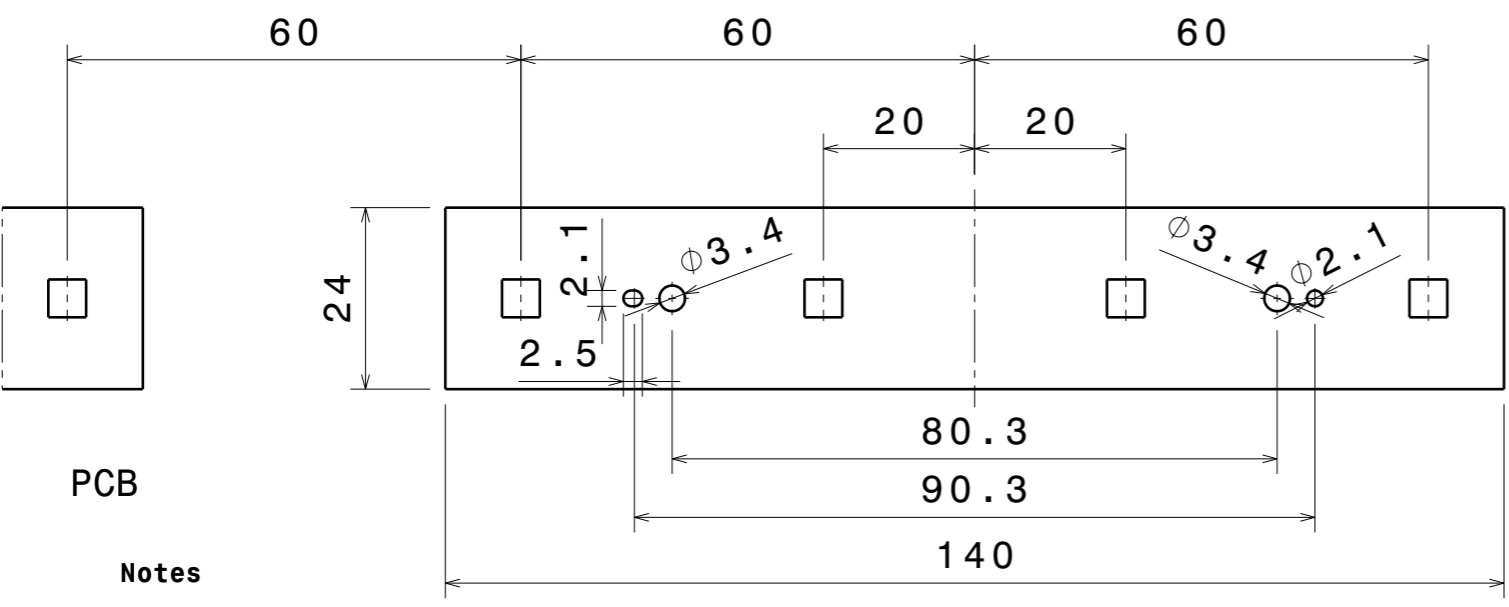
LED 1 X 5050



LED 2 X 5630



LED 4 X 2835



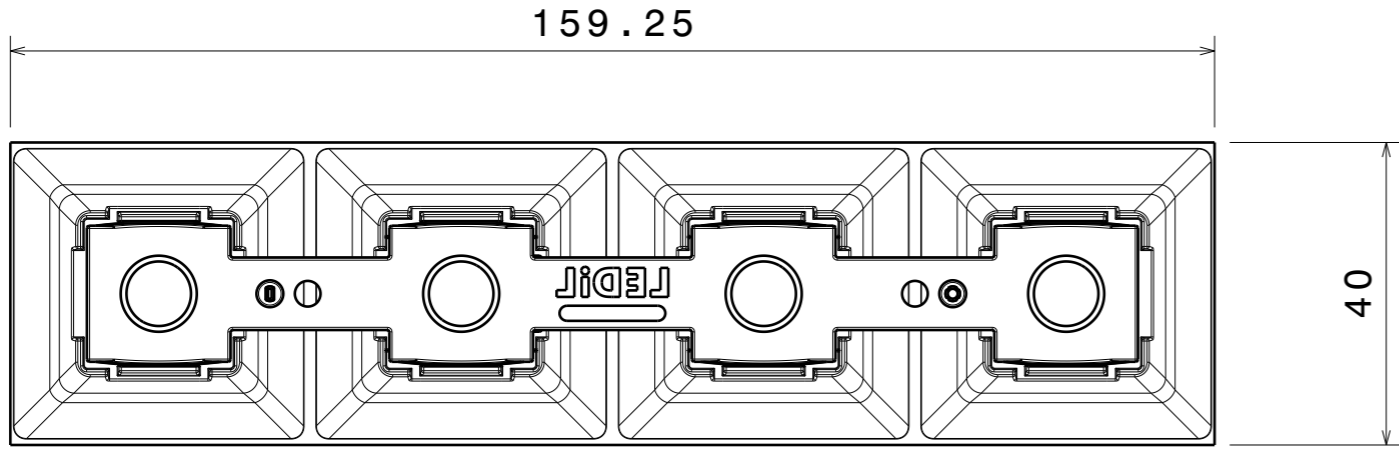
INDEX	QTY.	PART NO	TYPE	MATERIAL	COLOR / COATING
1	1	C16993_DAISSY-4X1-WW-D	LENS	PMMA	DF21 Diffusive
2	1	SHD			
		C16590_DAISSY-4X1-SHD	SHADE	PC/ABS	BLACK
		C16784_DAISSY-4X1-SHD-WHT	SHADE	PC	WHITE
		C18407_DAISSY-4X1-SHD-MET	SHADE	PC	METAL/GLOSS
		C18414_DAISSY-4X1-SHD-MET-MATT	SHADE	PC	METAL/MATT

MECHANICAL DRAWING		LEDiL®
PRODUCT DAISSY-4X1		
Plastic moulding general tolerances according to DIN 16901-130 and applies if not otherwise shown in the drawing. Silicone moulding general tolerances according to ISO 3302-1 Class M3 and applies if not otherwise shown in the drawing.	FIRST ANGLE PROJECTION: 	This drawing is the property of LEDiL Oy. It may not be copied or otherwise distributed without prior written permission from LEDiL Oy.
SCALE 1:1	WEIGHT -	A3 SHEET 2/4

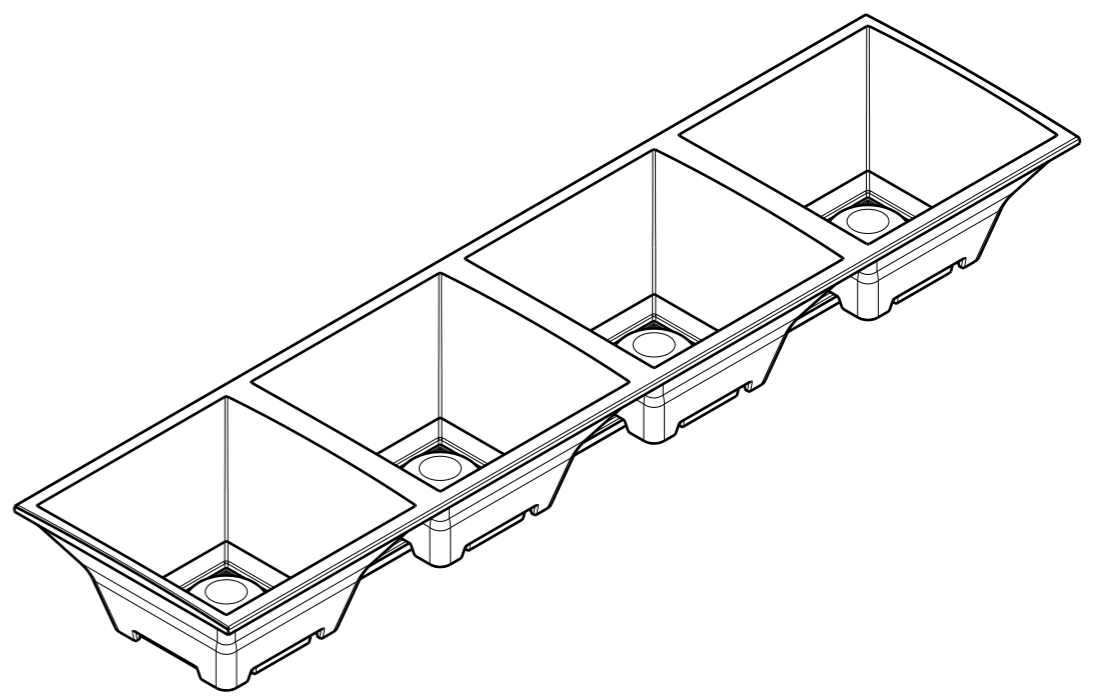
Notes
 Ensure LED fitting from a product specific 3D model available from www.ledil.com
 For more details about installation please see LEDiL Installation Guide on www.ledil.com

@ A B A

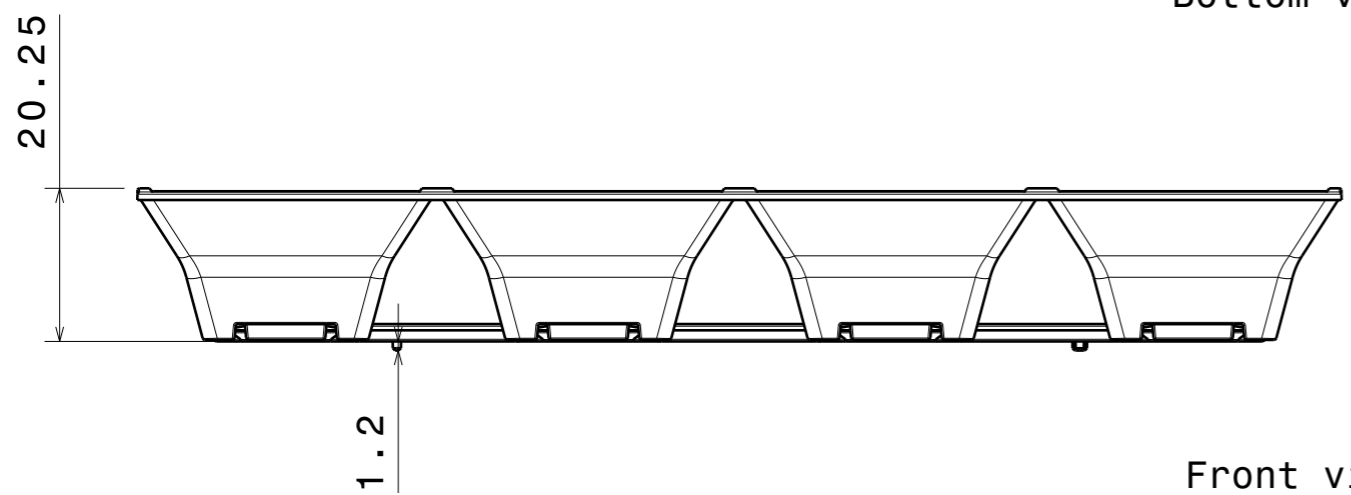
H G F E D C B A



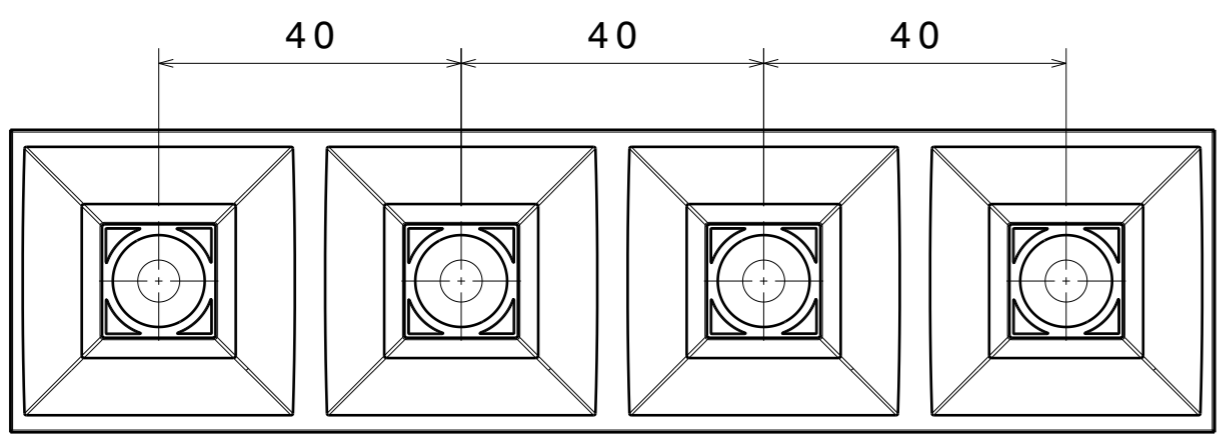
Bottom view



Isometric view
Scale: 1:1



Front view



Top view

INDEX	QTY.	PART NO	TYPE	MATERIAL	COLOR / COATING
1	1	C16993_DAISY-4X1-WW-D	LENS	PMMA	DF21 Diffusive
2	1	SHD			
		C17422_DAISY-4X1-SHD2-MATT	SHADE	PC/ABS	BLACK/MATT
		C17423_DAISY-4X1-SHD2-WHT-MATT	SHADE	PC	WHITE/MATT
		C18412_DAISY-4X1-SHD2-MET	SHADE	PC	METAL/GLOSS
		C18411_DAISY-4X1-SHD2-MET-MATT	SHADE	PC	METAL/MATT

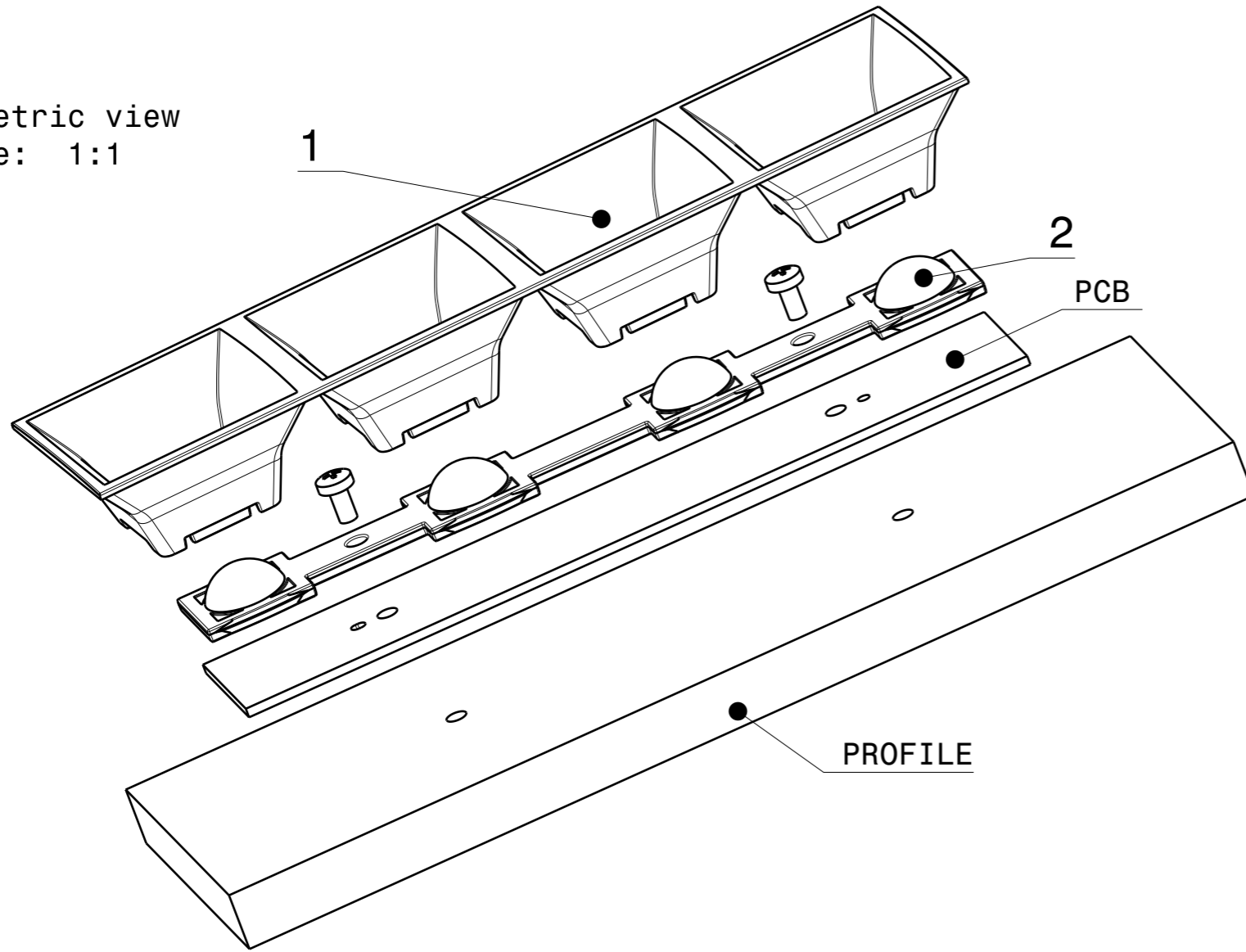
MECHANICAL DRAWING		LEDiL®
PRODUCT DAISY-4X1		
Plastic moulding general tolerances according to DIN 16901-130 and applies if not otherwise shown in the drawing. Silicone moulding general tolerances according to ISO 3302-1 Class M3 and applies if not otherwise shown in the drawing.	FIRST ANGLE PROJECTION: 	This drawing is the property of LEDiL Oy. It may not be copied or otherwise distributed without prior written permission from LEDiL Oy.
SCALE 1:1	WEIGHT -	A3 SHEET 3/4

Notes


	PCB or heatsink level.
	LED location
	Ensure LED fitting from a product specific 3D model available from www.ledil.com
	For more details about installation please see LEDiL Installation Guide on www.ledil.com

H G B A

Isometric view
Scale: 1:1



Positioning of different LED combinations



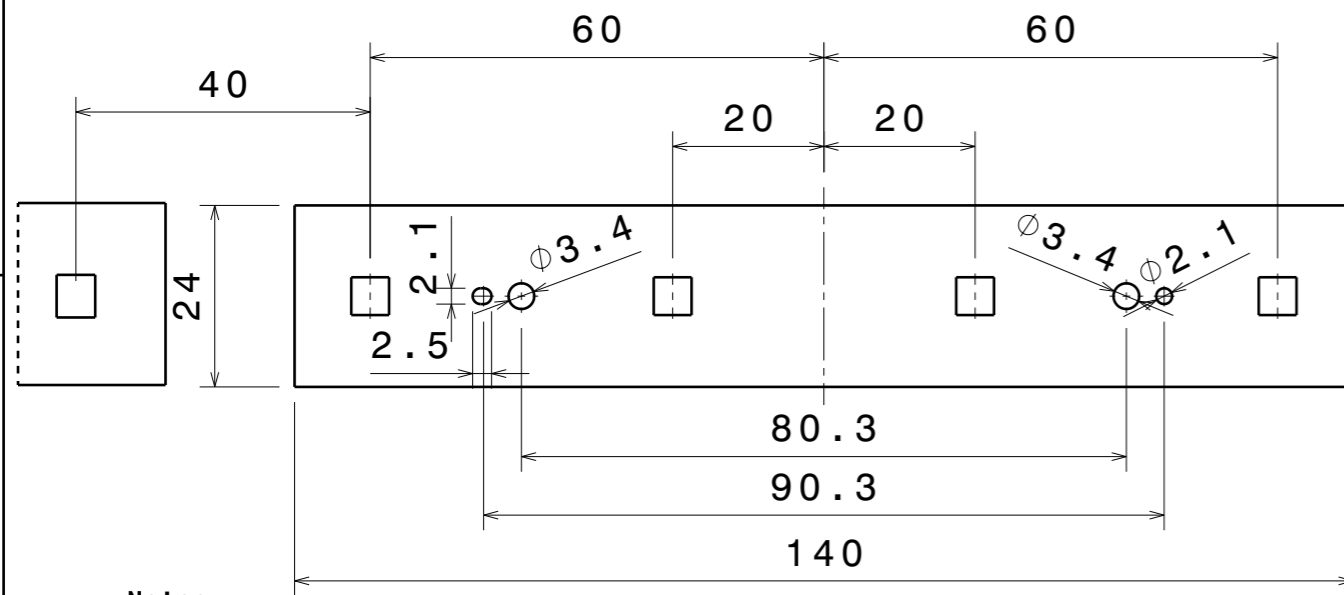
LED 1 X 5050



LED 2 X 5630



LED 4 X 2835



INDEX	QTY.	PART NO	TYPE	MATERIAL	COLOR / COATING
1	1	C16993_DAISSY-4X1-WW-D	LENS	PMMA	DF21 Diffusive
2	1	SHD			
		C17422_DAISSY-4X1-SHD2-MATT	SHADE	PC/ABS	BLACK/MATT
		C17423_DAISSY-4X1-SHD2-WHT-MATT	SHADE	PC	WHITE/MATT
		C18412_DAISSY-4X1-SHD2-MET	SHADE	PC	METAL/GLOSS
		C18411_DAISSY-4X1-SHD2-MET-MATT	SHADE	PC	METAL/MATT

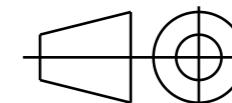
MECHANICAL DRAWING

PRODUCT
DAISSY-4X1

LEDiL®

Plastic moulding general tolerances according to DIN 16901-130 and applies if not otherwise shown in the drawing. Silicone moulding general tolerances according to ISO 3302-1 Class M3 and applies if not otherwise shown in the drawing.

FIRST ANGLE PROJECTION:



This drawing is the property of LEDiL Oy. It may not be copied or otherwise distributed without prior written permission from LEDiL Oy.

SCALE 1:1

WEIGHT -

A3 SHEET 4/4

Notes

Ensure LED fitting from a product specific 3D model available from www.ledil.com
For more details about installation please see LEDiL Installation Guide on www.ledil.com